

# 2015 CW Open – Results

## *Sponsored by CWops and ICOM America*

September 5, 2015

### Introduction and Summary

The CW Open consists of three separate four-hour sprints known as “sessions.” The objective is to work as many CW stations worldwide as possible within each session. Each station may be worked once per band in each session. Entry can be made to any or all of the sessions. Each session is scored separately. Entries into multiple sessions are added together to form a combined score. Additionally, there is a team competition, which is unconstrained by geographical location.

The sessions occupied the following slots: 1: 0000–0359z, 2: 1200–1559z, 3: 2000–2359z.

The awards provided by **ICOM America** are beautiful and consist of trophies and plaques. We think that they are the best in the business. CWops really appreciates ICOM's continuing support of our premier operating event. Please be sure to check out ICOM and their fine products at: <http://www.icomamerica.com/en/amateur/>

While conditions were not good...participation was very good and Q's were way up this year to 78,722 QSOs (26,551, 24,984, 27,187; Sessions 1, 2, and 3, respectively) and 671 logs were submitted and adjudicated (215, 227, 229; Sessions 1, 2, and 3, respectively). There were 496 logs received in 2014. The number of QSOs/log increased significantly over 2014 to 117/log in 2015 vs. 108/log in 2014. Activity from ITU Region 1 increased substantially over 2014 but it is still not as strong relative to 2013, which was a record year in many regards. The CWops Ambassadors are working hard to increase CW Open operations in ITU Region 1. Activity in ITU Region 3 is very lite and we need to consider new ways to help build participation there. Next year, we'll be up against All Asian DX Phone, and that might tend to work against us in that part of the world.

There were 16 teams this year, with about 120 team mates. Four teams exceeded 1,000,000 points! Teamwork makes the CW Open even more fun. It's never too early to think about your CW Open team for next year.

The CW Open has a regular calendar slot: “First Saturday in September.” Next up: September 3, 2016, so please mark your calendars!

In addition to the Top Ten boxes in this report and the full box scores located on the net, be sure to check out the Soapbox! It's loaded with all sorts of good stuff. All the CW Open files are located at: <http://www.cwops.org/cwopen.html>.

And the 2015 results are.....

***Congratulations to the 2015 award winners!***

Trophy, high score, each session, each ITU Region

Region 1: Session 1: **F6HKA** Session 2: **OK7M** Session 3: **F6HKA**  
Region 2: Session 1: **N4AF** Session 2: **N4AF** Session 3: **AA3B**  
Region 3: Session 1, Session 2, Session 3: Not Awarded in 2015

Trophy, high combined score (all sessions), each ITU region

Region 1: **F6HKA** Region 2: **N4AF** Region 3: Not Awarded in 2015

Plaque, high score, each of HP, LP and QRP, each session, each ITU region

Region 1

Session 1

HP: **F6HKA**

LP, QRP: Not Awarded in 2015

Session 2

HP: **OK7M**

LP, QRP: Not Awarded in 2015

Session 3:

HP: **F6HKA**

LP, QRP: Not Awarded in 2015

Region 2

Session 1

HP: **N4AF**

LP: **N5AW**

QRP: **K1GU**

Session 2

HP: **N4AF**

LP: **N5AW**

QRP: **K1GU**

Session 3:

HP: **AA3B**

LP: **N4YDU**

QRP: **KS0MO**

Region 3

Session 1: HP, LP, QRP, Not Awarded in 2015

Session 2: HP, LP, QRP, Not Awarded in 2015

Session 3: HP, LP, QRP, Not Awarded in 2015

***Winner, Team Competition (Awarded Most Excellent Bragging Rights!)***


**The Hard Knock Ops**

\*\*\* A minimum of 100 QSOs (after log checking) was required to win an award. If the same entrant won multiple awards, the awards will be combined.


## Conditions and Propagation

Unfortunately, conditions were rather poor during the 2015 CW Open (A=20, K=3), certainly worse than last year. Here are a few informative charts regarding propagation, with timing about a half hour before the start of each Session:

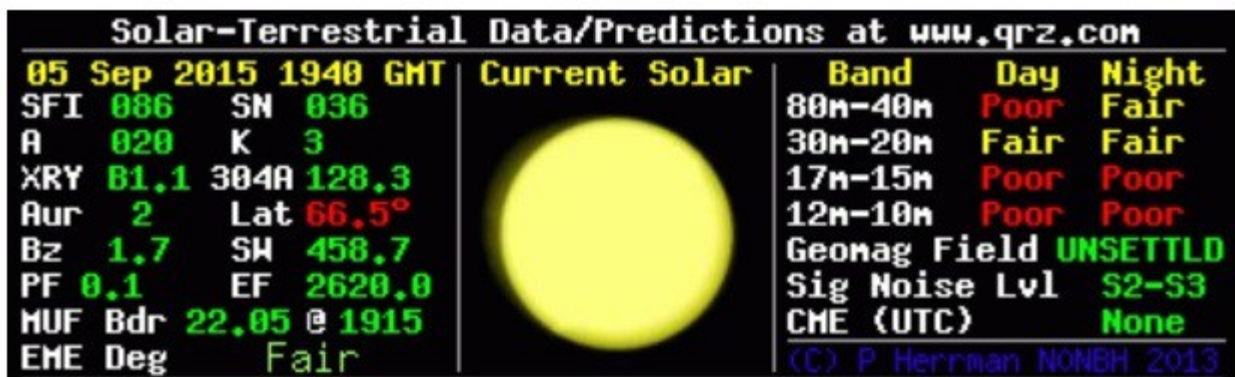
### Session 1



### Session 2

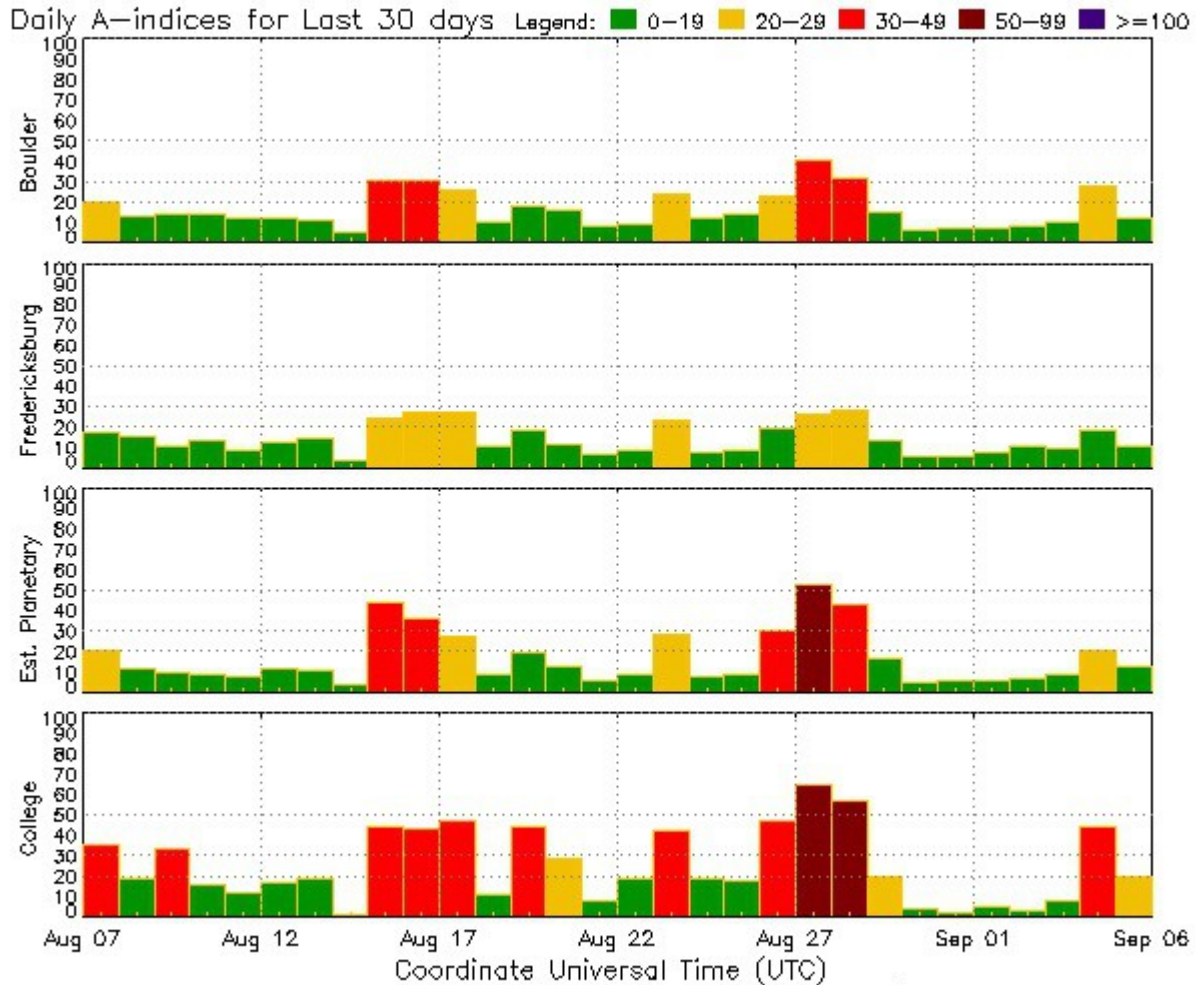


### Session 3



Daily A Indices for the Last 30 Days (7 AUG – 6 SEP 2015)

### Station A Indices

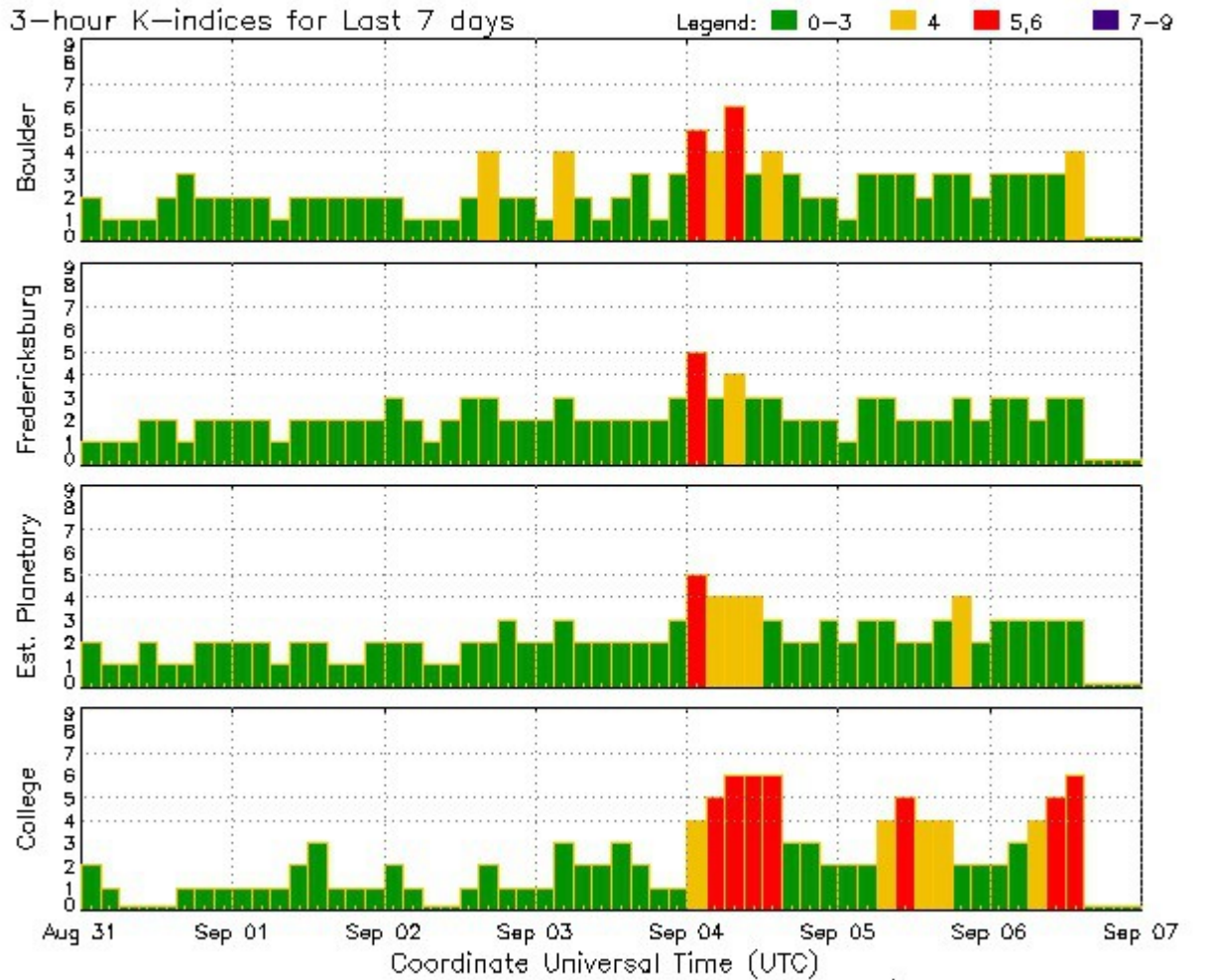


Updated 2015 Sep 6 1617

NOAA/SWPC Boulder, CO USA

3-Hour K Indices for the Last 7 Days (31 AUG – 6 SEP 2015)

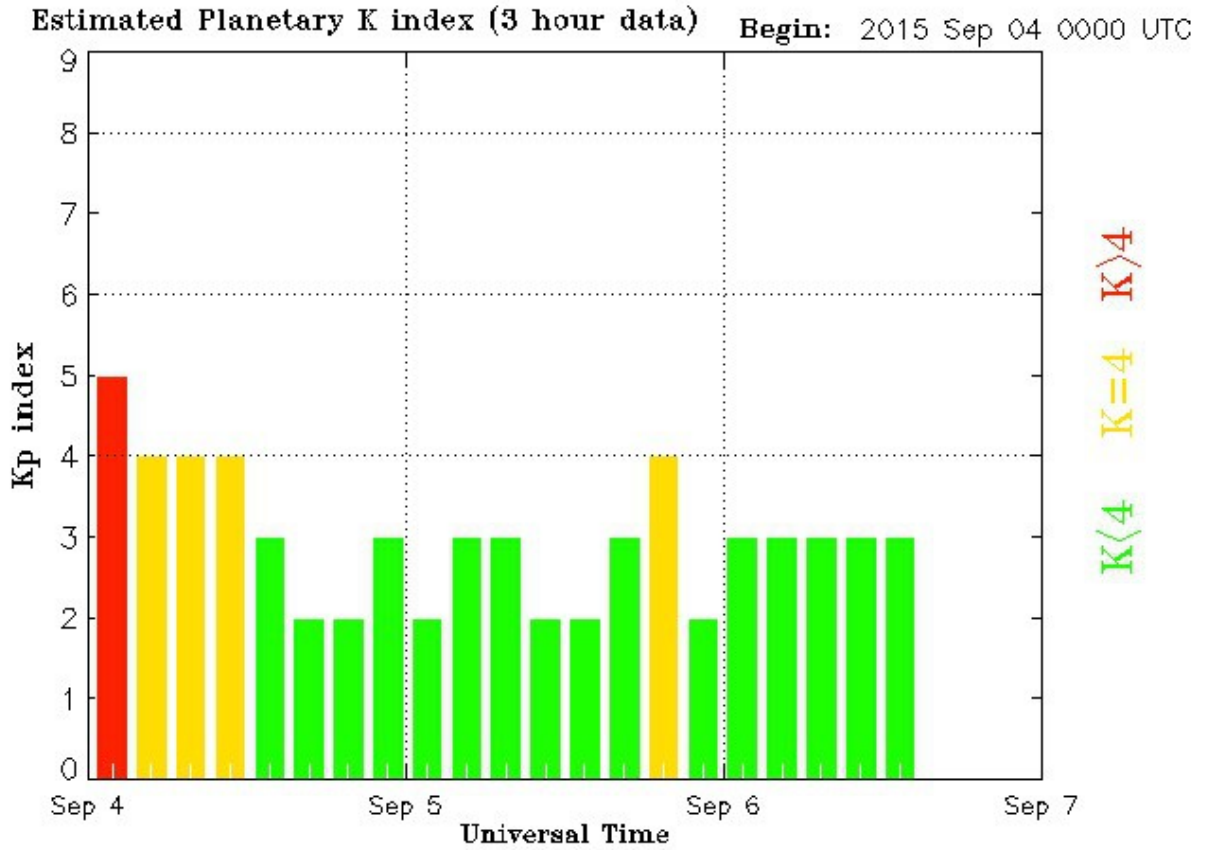
### Station K Indices



Updated 2015 Sep 6 1617

NOAA/SWPC Boulder, CO USA

Estimated Planetary K Index (3 Hour Data) (4 SEP – 6 SEP 2015)



Updated 2015 Sep 6 15:30:41 UTC

NOAA/SWPC Boulder, CO USA

## **2015 Results – General Comments**

The overall results are presented by session (1, 2, 3), and by power level (HIGH, LOW, QRP). These tables are located in separate PDF files on the CWops website. Error-free logs are denoted in gold. Top Ten lists were then created by session and power level to highlight the fine achievement of the leading Ops. These Top Tens are located below. Additionally, tables were created to illustrate the top combined scores, which are also listed below. Finally, the team competition is discussed and summarized near the end of this report. Plaques and Trophies will be mailed in JAN-FEB 2016.

### **A Note on Log Checking**

All submitted logs were checked for accuracy and scoring issues. Every log received was checked by computer to cross check each and every QSO, and every error was reviewed by a human. If the “other” log was available, all parts of the QSO were checked. If a QSO was uncheckable because the other log was not available, then some parts could still be checked by recognizing that others who worked the same station had similar (in most cases exact) reported exchange information. This is an extremely rigorous process and we are very critical of every fault. High standards for high quality Ops! *Any* receiving error, however small, results in a busted Q. For example, Geo is not George, Alan is not Pat and Howie is certainly not Alan! Truth be told, it's primarily the serial numbers that cause a bunch of busts in the CW Open. And please be sure that your log includes the name that you actually sent over the air, with the correct spelling.

All log checks resulted in a RPT (report) file detailing each and every deduction. If you would like to receive your RPT file, let us know with an email to [CWO@cwops.org](mailto:CWO@cwops.org).

### **A Note on Accuracy**

There were plenty of “Golden Logs!” Session 1: 9; Session 2: 13; Session 3: 18. Golden Logs are error-free and contain 50 or more QSOs. The Golden Logs and error-free logs are highlighted in Gold in the Top Tens and Box Scores. Congratulations to those Ops!

Even with the complicated CW Open exchange and rough conditions, several Ops had QSO error rates well below 1%. Check out the Top Ten boxes below to see how the leaders did in terms of accuracy.

Of special mention is Bud AA3B. Bud only had 4 busts out of 1,163 QSOs. That's a QSO error rate of 0.34% and this is not a simple “copy the callsign” contest. As you'll see below, accuracy matters. There were several instances in the Top Tens that were finally decided, upon recount, by a QSO..... or less! For example, look at Session 1, ninth place in HP. If points were time, Dan N3ND beat Rob K6RB by 1.75 SECONDS in a four hour event! Check out first place in Session 3...Bud AA3B edged out Howie N4AF by 27 seconds. There is simply no time to waste in the CW Open.

While all logs are checked by computer, there is human intervention in generating the results documents. Please check your scores and send us a note if we made a mistake ([CWO@cwops.org](mailto:CWO@cwops.org)).



K6RB, pausing momentarily (1.75 seconds!) while digging out a weak one, during the 2015 CW Open.

# Thanks to CWops and ICOM!

<http://www.cwops.org/>

*Check out the latest Icom products using their cool website at:*

<http://www.icomamerica.com/en/amateur/>

**Special Thanks to the fine Ops around the World** that participated in the 2015 CW Open.

See you next year on September 3, 2016! Details here: <http://www.cwops.org/cwopen.html>



## Top Tens – Session 1

### Session 1

Call	Operator	Station	Name	QSOs	Mults	Score	Busts	P	SO2R	Assisted
N4AF	N4AF	N4AF	AL	412	237	97644	10	H	Y	Y
AA3B	AA3B	AA3B	BUD	415	229	95035	2	H	Y	Y
K5OT	K5OT	K5TR	LARRY	384	222	85248	5	H	Y	N
K4RO	K4RO	K4RO	KIRK	378	223	84294	6	H	Y	Y
N5ZO	N5ZO	N5ZO	MARKO	370	222	82140	9	H	Y	Y
K3WW	K3WW	K3WW	CHAS	357	220	78540	8	H	Y	Y
N1LN	N1LN	N1LN	BRUCE	332	216	71712	3	H	Y	N
K5KG	K5KG	K5KG	GEO	334	209	69806	6	H	N	Y
N3ND	N3ND	N3ND	DAN	296	223	66008	3	H	N	Y
K6RB	K6RB	K6RB	ROB	300	220	66000	3	H	Y	N

Call	Operator	Station	Name	QSOs	Mults	Score	Busts	P	SO2R	Assisted
N5AW	N5AW	N5AW	MARV	345	208	71760	4	L	Y	Y
K7SV	K7SV	K7SV	LAR	318	192	61056	12	L	Y	N
N4ZZ	N4ZZ	N4ZZ	DON	309	196	60564	2	L	Y	Y
K9OM	K9OM	K9OM	DICK	281	180	50580	8	L	N	Y
N4YDU	N4YDU	N4YDU	NATE	290	173	50170	4	L	Y	Y
W1NN	W1NN	W1NN	HAL	269	185	49765	6	L	Y	N
NA8V	NA8V	NA8V	GREG	265	172	45580	8	L	N	N
W3KB	W3KB	W3KB	KEITH	266	166	44156	4	L	N	Y
KG5U	KG5U	KG5U	DALE	255	170	43350	13	L	Y	N
K4QPL	K4QPL	K4QPL	JIM	224	159	35616	12	L	Y	N

Call	Operator	Station	Name	QSOs	Mults	Score	Busts	P	SO2R	Assisted
K1GU	K1GU	K1GU	NED	164	135	22140	0	Q	N	Y
W6JTI	W6JTI	W6JTI	FRANK	139	111	15429	2	Q	N	N
KU7Y	KU7Y	KU7Y	RON	111	90	9990	5	Q	N	Y
W1WBB	W1WBB	W1WBB	BILL	109	87	9483	3	Q	N	Y
N0TA	N0TA	N0TA	JOHN	97	82	7954	6	Q	N	Y
AA4GA	AA4GA	AA4GA	LEE	92	73	6716	0	Q	N	N
K1SX	K1SX	K1SX	DAVE	88	72	6336	1	Q	N	N
KS0MO	KS0MO	KS0MO	KC	83	66	5478	1	Q	N	N
NU7Y	NU7Y	NU7Y	QUINT	75	64	4800	3	Q	N	N
WA8HSB	WA8HSB	WA8HSB	JOHN	70	67	4690	0	Q	N	N

Gold indicates a Golden Log, 50 or more QSOs. "Busts" is the number of busted QSOs.

In HP, Howie N4AF bested Bud AA3B by only a few Q's and Larry K5OT was close behind in third. Kirk K4RO and Marko N5ZO rounded out the top 5 in HP. If you want a Top 5 in HP, you'll need to add SO2R. Talk about close, check out the outcome for ninth place!

The LP winner, Marv N5AW, held a strong lead with Lar K7SV finishing in second. Don N4ZZ was right there with a strong third place. Dick K9OM earned fourth place with Nate N4YDU really close behind in fifth. The LP guys are every bit as competitive as the HP crew.

The 5Wers saw Ned K1GU, with pure gold, lead the pack over second place finisher Frank W6JTI. Ron KU7Y, Bill W1WBB and John N0TA, finished in 3<sup>rd</sup> through 5<sup>th</sup> place.

## Top Tens – Session 2

### Session 2

Call	Operator	Station	Name	QSOs	Mults	Score	Busts	P	SO2R	Assisted
N4AF	N4AF	N4AF	AL	350	229	80150	5	H	Y	Y
N5ZO	N5ZO	N5ZO	MARKO	360	218	78480	5	H	Y	Y
K5OT	K5OT	K5TR	LARRY	335	234	78390	2	H	Y	N
AA3B	AA3B	AA3B	BUD	338	231	78078	1	H	Y	Y
K4RO	K4RO	K4RO	KIRK	316	235	74260	3	H	Y	Y
K6RB	K6RB	K6RB	ROB	322	207	66654	2	H	Y	N
K3WW	K3WW	K3WW	CHAS	302	220	66440	10	H	Y	Y
N1LN	N1LN	N1LN	BRUCE	302	216	65232	5	H	Y	Y
N5XZ	N5XZ	N5XZ	ALLEN	290	212	61480	17	H	N	Y
K4BAI	K4BAI	K4BAI	JOHN	299	201	60099	4	H	N	N

Call	Operator	Station	Name	QSOs	Mults	Score	Busts	P	SO2R	Assisted
N5AW	N5AW	N5AW	MARV	302	205	61910	3	L	Y	N
N4ZZ	N4ZZ	N4ZZ	DON	266	197	52402	5	L	Y	Y
K7SV	K7SV	K7SV	LAR	267	180	48060	9	L	Y	N
K9OM	K9OM	K9OM	DICK	245	181	44345	4	L	N	Y
N4YDU	N4YDU	N4YDU	NATE	245	175	42875	4	L	Y	Y
K0AD	K0AD	K0AD	AL	227	163	37001	5	L	Y	N
W0UO	W0UO	W0UO	JIM	216	171	36936	3	L	Y	N
NA8V	NA8V	NA8V	GREG	207	167	34569	2	L	N	N
W1NN	W1NN	W1NN	HAL	217	154	33418	2	L	Y	N
N4OX	N4OX	N4OX	JAY	201	158	31758	1	L	Y	N

Call	Operator	Station	Name	QSOs	Mults	Score	Busts	P	SO2R	Assisted
K1GU	K1GU	K1GU	NED	171	134	22914	0	Q	N	Y
W1FJ	W1FJ	W1FJ	AL	120	95	11400	3	Q	N	N
KS0MO	KS0MO	KS0MO	KC	116	95	11020	1	Q	N	N
KU7Y	KU7Y	KU7Y	RON	114	95	10830	3	Q	N	Y
N0UR	N0UR	N0UR	JIM	94	92	8648	1	Q	N	N
W4QO	W4QO	W4QO	JIM	100	85	8500	1	Q	N	N
AA4GA	AA4GA	AA4GA	LEE	87	79	6873	0	Q	N	N
WC7S	WC7S	WC7S	DALE	78	61	4758	12	Q	N	Y
N8XX	N8XX	N8XX	ALAN	61	56	3416	5	Q	N	N
WB5BKL	WB5BKL	WB5BKL	NICK	63	54	3402	3	Q	N	N

Gold indicates a Golden Log, 50 or more QSOs. "Busts" is the number of busted QSOs.

Again, Howie N4AF achieved the top spot in HP with a tight lead over Marko N5ZO, who finished in second, a whisker ahead of Larry K5OT. Bud AA3B was just a few points back, in fourth. Kirk K4RO finished in the fifth spot. A mere 402 points (< 2 QSO's) separated 2<sup>nd</sup>-4<sup>th</sup>.

In LP, Marv N5AW again pushed hard to a decisive win, with Don N4ZZ holding a strong second. Lar K7SV finished in third with Dick K9OM right behind in fourth and Nate N4YDU a strong fifth.

In QRP, Golden Ned K1GU outscored Al W1FG with KC KS0MO showing in third. Ron KU7Y was right behind KC in fourth with Jim N0UR completing the Top 5 in QRP.

## Top Tens – Session 3

### Session 3

Call	Operator	Station	Name	QSOs	Mults	Score	Busts	P	SO2R	Assisted
AA3B	AA3B	AA3B	BUD	406	241	97846	1	H	Y	Y
N4AF	N4AF	N4AF	AL	397	246	97662	4	H	Y	Y
K3WW	K3WW	K3WW	CHAS	373	241	89893	8	H	Y	Y
K4RO	K4RO	K4RO	KIRK	355	235	83425	5	H	Y	Y
N1LN	N1LN	N1LN	BRUCE	325	241	78325	9	H	Y	Y
K5OT	K5OT	K5TR	LARRY	349	222	77478	2	H	Y	N
K4BAI	K4BAI	K4BAI	JOHN	342	215	73530	4	H	N	N
WJ9B	WJ9B	WJ9B	WILL	322	228	73416	12	H	Y	N
K5KG	K5KG	K5KG	GEO	311	236	73396	4	H	N	Y
N3ND	N3ND	N3ND	DAN	318	228	72504	4	H	N	Y

Call	Operator	Station	Name	QSOs	Mults	Score	Busts	P	SO2R	Assisted
N4YDU	N4YDU	N4YDU	NATE	317	211	66887	6	L	Y	Y
N5AW	N5AW	N5AW	MARV	302	215	64930	2	L	Y	Y
W3KB	W3KB	W3KB	KEITH	283	180	50940	2	L	N	Y
W1NN	W1NN	W1NN	HAL	273	186	50778	4	L	Y	N
NA8V	NA8V	NA8V	GREG	241	193	46513	3	L	N	N
K0VBU	K0VBU	K0VBU	BILL	240	193	46320	2	L	N	Y
N4ZZ	N4ZZ	N4ZZ	DON	272	169	45968	3	L	Y	Y
K9OM	K9OM	K9OM	DICK	228	176	40128	6	L	N	Y
NP3A	NP3A	NP3A	ERIC	226	166	37516	9	L	N	Y
W0UO	W0UO	W0UO	JIM	221	155	34255	2	L	N	N

Call	Operator	Station	Name	QSOs	Mults	Score	Busts	P	SO2R	Assisted
KS0MO	KS0MO	KS0MO	KC	174	137	23838	5	Q	N	N
K1GU	K1GU	K1GU	NED	182	129	23478	1	Q	N	Y
W4QO	W4QO	W4QO	JOE	139	109	15151	1	Q	N	N
AA4GA	AA4GA	AA4GA	LEE	126	102	12852	1	Q	N	N
K2UFT	K2UFT	K2UFT	DICK	107	96	10272	7	Q	N	N
K0DTJ	K0DTJ	K0DTJ	BRIAN	81	74	5994	1	Q	N	Y
N8XX	N8XX	N8XX	ALAN	82	72	5904	1	Q	N	N
N0TA	N0TA	N0TA	JOHN	77	76	5852	5	Q	N	Y
WC7S	WC7S	WC7S	DALE	75	63	4725	5	Q	N	Y
WB5BKL	WB5BKL	WB5BKL	NICK	76	61	4636	0	Q	N	N

Gold indicates a Golden Log, 50 or more QSOs. "Busts" is the number of busted QSOs.

In a super tight HP race, Bud AA3B achieved the top spot over Howie N4AF. The point difference is less than one single QSO! Wow. Chas K3WW had an excellent third place performance with Kirk K4RO in fourth and Bruce N1LN close behind in fifth.

Nate N4YDU spoils Marv's Hat Trick in a close LP race. Keith W3KB edges out Hal W1NN for third with Greg NA8V right there in fifth.

KC KS0MO grabs the top QRP spot by a slim margin over Ned K1GU. This is not the year for Hat Tricks! Joe W4QO takes third place with Lee AA4GA and Dick K2UFT finishing 4<sup>th</sup> and 5<sup>th</sup> respectively. The QRP category continues to be an important component of the CW Open and it's increasingly competitive. The 5Wers fielded two full teams this year.

## Overall Combined Scores – Top Tens

### Combined

Call	Session 1	Session 2	Session 3	Total	Power
N4AF	97644	80150	97662	275456	HIGH
AA3B	95035	78078	97846	270959	HIGH
K4RO	84294	74260	83425	241979	HIGH
K5OT	85248	78390	77478	241116	HIGH
K3WW	78540	66440	89893	234873	HIGH
N5ZO	82140	78480	72332	232952	HIGH
N1LN	71712	65232	78325	215269	HIGH
K5KG	69806	58590	73396	201792	HIGH
N3ND	66008	58261	72504	196773	HIGH
K4BAI	62856	60099	73530	196485	HIGH

Call	Session 1	Session 2	Session 3	Total	Power
N5AW	71760	61910	64930	198600	LOW
N4YDU	50170	42875	66887	159932	LOW
N4ZZ	60564	52402	45968	158934	LOW
K9OM	50580	44345	40128	135053	LOW
W1NN	49765	33418	50778	133961	LOW
NA8V	45580	34569	46513	126662	LOW
W3KB	44156	27160	50940	122256	LOW
K7SV	61056	48060	11300	120416	LOW
W0UO	32680	36936	34255	103871	LOW
N4OX	33726	31758	16872	82356	LOW

Call	Session 1	Session 2	Session 3	Total	Power
K1GU	22140	22914	23478	68532	QRP
KS0MO	5478	11020	23838	40336	QRP
AA4GA	6716	6873	12852	26441	QRP
W4QO	675	8500	15151	24326	QRP
KU7Y	9990	10830	441	21261	QRP
W6JTI	15429			15429	QRP
N0TA	7954	625	5852	14431	QRP
WB5BKL	4650	3402	4636	12688	QRP
N8XX	2288	3416	5904	11608	QRP
WC7S	2024	4758	4725	11507	QRP

**Congratulations to Howie, Marv, Ned and all the Top Tens!**

2015 CW Open Teams	Total Score	Session 1	Session 2	Session 3
--------------------	-------------	-----------	-----------	-----------

<b>The Hard Knock Ops</b>	<b>1,402,217</b>			
N4AF	275,456	97,644	80,150	97,662
N1LN	215,269	71,712	65,232	78,325
N3ND	196,773	66,008	58,261	72,504
N4YDU	159,932	50,170	42,875	66,887
N3JT	146,366	36,869	46,197	63,300
KC4D	137,796	44,756	50,540	42,500
K7SV	120,416	61,056	48,060	11,300
F6HKA	102,809	21,646	26,123	55,040
KK4UNZ	47,400	15,540	18,396	13,464
N4CW	0			

<b>SECC</b>	<b>1,254,999</b>			
N5ZO	232,952	82,140	78,480	72,332
K4BAI	196,485	62,856	60,099	73,530
WJ9B	191,368	59,752	58,200	73,416
N4PN	147,454	44,376	48,070	55,008
AD8J	129,258	48,316	34,814	46,128
AA4CF	102,793	12,125	36,708	53,960
N4FP	90,130	24,310	23,232	42,588
N4OX	82,356	33,726	31,758	16,872
NN4K	41,399	11,495	15,912	13,992
KU8E	40,804	37,762	1,521	1,521

<b>DFWCG-TDXS-CTDXCC</b>	<b>1,186,675</b>			
<b>Continuous Wavers</b>				
K5OT	241,116	85,248	78,390	77,478
K5KG	201,792	69,806	58,590	73,396
N5AW	198,600	71,760	61,910	64,930
W1WMU	141,215	48,692	50,635	41,888
W0UO	103,871	32,680	36,936	34,255
W5ASP	101,867	21,842	24,025	56,000
KG5U	81,654	43,350	26,268	12,036
W0VX	64,464	23,400	22,360	18,704
N5JR	32,471	7,310	7,225	17,936
KT5V	19,625	12,669	6,956	

<b>2015 CW Open Teams</b>	<b>Total Score</b>	<b>Session 1</b>	<b>Session 2</b>	<b>Session 3</b>
<b>Frankford Radio Club</b>	<b>1,013,624</b>			
AA3B	270,959	95,035	78,078	97,846
K3WW	234,873	78,540	66,440	89,893
N3AD	168,929	51,975	45,232	71,722
K3MD	167,576	57,660	44,408	65,508
W3KB	122,256	44,156	27,160	50,940
K3WJV	49,031	13,832	13,287	21,912
N3DXX	0			
NW3H	0			
<b>Global CW Addicts</b>	<b>839,656</b>			
N8BJQ	171,152	55,980	52,920	62,252
W1NN	133,961	49,765	33,418	50,778
NA8V	126,662	45,580	34,569	46,513
NW2K	117,776	54,032	32,589	31,155
OK7M	97,454	17,545	41,209	38,700
VE2FK	75,102	29,145	21,352	24,605
W2GN	55,055	18,083	14,700	22,272
GW4J	43,177	6,319	16,770	20,088
K9NW	11,877			11,877
9A7R	7,440	2,256	5,184	
<b>PVRC &amp; Friends</b>	<b>218,398</b>			
N3IQ	62,515	51,324	10,791	400
NS9I	50,191	24,750	23,232	2,209
W2CDO	40,950	40,050	900	
KG3V	26,706	3,564		23,142
K4GM	23,190	10,010	3,060	10,120
KB0R	13,138	3,162	3,657	6,319
KA4RRU	1,708		484	1,224
<b>CanAm Code Crazyies</b>	<b>123,500</b>			
K1VMT	69,782	16,166	16,728	36,888
K1RO	29,106	11,466	10,080	7,560
VE4SNA	24,612	13,029	11,583	
W1VE	0			
VY1AAA	0			
W1MAT	0			

<b>2015 CW Open Teams</b>	<b>Total Score</b>	<b>Session 1</b>	<b>Session 2</b>	<b>Session 3</b>
<b>Louisiana Contest Club</b>	<b>122,124</b>			
NA5Q	40,672	15,096	15,984	9,592
K1DW	26,292	10,947	7,440	7,905
W5LA	26,219	13,871	12,348	
KA5M	14,977	8,528	1,444	5,005
NO5W	13,964	6,068	7,896	
KG5VK	0			
W5XU	0			
K5UZ	0			
K5FNQ	0			
<b>QRP Team Peanut</b>	<b>94,982</b>			
AA4GA	26,441	6,716	6,873	12,852
W4QO	24,326	675	8,500	15,151
N0TA	14,431	7,954	625	5,852
NU7Y	9,140	4,800		4,340
K1SX	8,769	6,336	36	2,397
WA8HSB	7,615	4,690	2,300	625
KB4KBS	4,035	729		3,306
N4EWT	225		225	
K1RID	0			
AK4JA	0			
<b>K4LRG</b>	<b>78,596</b>			
NC4S	30,726	13,200	9,309	8,217
K3SEN	16,584	5,148	3,596	7,840
W0YR	15,725	6,889		8,836
KE4S	15,561	6,536	625	8,400
N1RM	0			
<b>Deep Dixie Contest Club</b>	<b>74,072</b>			
WB5EIN	52,493	19,716	20,375	12,402
K5XU	21,579	7,719	6,020	7,840
K5KU	0			
AB5OR	0			
K5WK	0			
W5UE	0			

<b>2015 CW Open Teams</b>	<b>Total Score</b>	<b>Session 1</b>	<b>Session 2</b>	<b>Session 3</b>
<b>QRP Team Flea</b>	<b>58,891</b>			
KU7Y	21,261	9,990	10,830	441
N8XX	11,608	2,288	3,416	5,904
WC7S	11,507	2,024	4,758	4,725
K2UFT	10,272			10,272
N4IVE	2,806	900	1,806	100
WB3AAL	1,171	361	81	729
W4WYI	266	121	81	64
KE6K	0			
K7SZ	0			
KC1CMF	0			
<b>SMC Summer Days</b>	<b>52,712</b>			
AL9A	23,164	7,744	900	14,520
WW9R	14,204	14,204		
K3WA	14,049		2,401	11,648
WT2P	1,295			1,295
<b>KCG</b>	<b>34,946</b>			
KM4FO	17,418	7,084	5,644	4,690
K4FXN	16,576	16,576		
K4AVX	756	756		
KE4KY	196	196		
N4HID	0			
<b>SM CWOps</b>	<b>22,324</b>			
SF3A	9,902	784	8,188	930
SI5Y	5,808		5,184	624
SE4E	4,673		4,624	49
SM0Y	1,386		1,296	90
SE5L	555	483		72
<b>DFW Contest Group</b>	<b>9,180</b>			
NM5M	9,180			9,180
WF5E	0			
K5GA	0			